





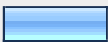







1. Please rate the following statements						
	Strongly Disagree	Disagree	Agree	Strongly Agree	Rating Average	Response Count
Divorce and family breakdown are a significant issue in Johnson County.	0.0% (0)	0.0% (0)	18.8% (3)	81.3% (13)	3.81	16
I am familiar with Marriage Investors and its mission.	0.0% (0)	36.4% (4)	36.4% (4)	27.3% (3)	2.91	11
I believe Marriage Investors provides a valuable service to me/my church.	0.0% (0)	22.2% (2)	77.8% (7)	0.0% (0)	2.78	9
I would like to work with other churches and organizations to strengthen marriage in Johnson County.	0.0% (0)	0.0% (0)	80.0% (12)	20.0% (3)	3.20	15
	<i>answered question</i>					19
	<i>skipped question</i>					1














2. I have signed the Marriage Investors Covenant.			
		Response Percent	Response Count
Yes		33.3%	6
No		55.6%	10
I'm Not Sure		11.1%	2
	<i>answered question</i>		18
	<i>skipped question</i>		2

3. I have attended a Marriage Investors conference.			Response Percent	Response Count
Yes			26.3%	5
No			68.4%	13
Did not know conferences were offered			5.3%	1
			answered question	19
			skipped question	1



4. I have borrowed materials from the Marriage Investors Resource Library.			Response Percent	Response Count
Yes			11.1%	2
No			72.2%	13
Did not know the Library existed			16.7%	3
			answered question	18
			skipped question	2








5. I have visited the Marriage Investors website (www.marriageinvestors.org).			Response Percent	Response Count
Yes			27.8%	5
No			44.4%	8
Did not know the website existed			27.8%	5
			answered question	18
			skipped question	2


6. I would attend a conference on the following topics: (Check all that apply).

		Response Percent	Response Count
Parenting		46.2%	6
Blended Families		46.2%	6
Dealing with Affairs		46.2%	6
Working with couples who live together		69.2%	9
Premarital Counseling		61.5%	8
Marriage Enrichment		38.5%	5
Mentoring/Coaching		23.1%	3
Finances		30.8%	4
Second Marriages		30.8%	4
How to serve couples in crisis		69.2%	9
Reconciliation		61.5%	8
Crisis Intervention		38.5%	5
Helping Couples Communicate		69.2%	9
Other (please specify)			1
		answered question	13
		skipped question	7

7. Availability of Continuing Education credits is a factor in my decision to attend a conference.

		Response Percent	Response Count
Yes		11.8%	2
No		88.2%	15
		answered question	17
		skipped question	3

8. Best day of the week for me to attend a conference. (Check all that apply.)			Response Percent	Response Count
Monday			38.9%	7
Tuesday			44.4%	8
Wednesday			27.8%	5
Thursday			44.4%	8
Friday			16.7%	3
Saturday			22.2%	4
I would not attend regardless of day			11.1%	2
		answered question		18
		skipped question		2

9. When a couple contacts me about pre-marital counseling, I usually:			Response Percent	Response Count
Perform the counseling myself			100.0%	18
Refer the couple to someone else at my church			0.0%	0
Refer the couple to a faith-based/pastoral counselor outside of my church			0.0%	0
Refer the couple to a secular counselor			0.0%	0
		answered question		18
		skipped question		2

10. When a couple contacts me about marriage counseling, I usually:			Response Percent	Response Count
Perform the counseling myself			61.1%	11
Refer the couple to someone else at my church			5.6%	1
Refer the couple to a faith-based/pastoral counselor outside of my church			33.3%	6
Refer the couple to a secular counselor			0.0%	0
			<i>answered question</i>	18
			<i>skipped question</i>	2

11. I would like more information about Marriage Investors.			Response Percent	Response Count
Yes			44.4%	8
No			55.6%	10
			<i>answered question</i>	18
			<i>skipped question</i>	2

12. If yes, what type of information would you like to receive?			Response Percent	Response Count
Contact me for an appointment		0.0%	0	
Send me information about Marriage Investors		87.5%	7	
Send me information about the Marriage Investors Covenant		75.0%	6	
Send me information about the Marriage Investors Resource Library		62.5%	5	
			answered question	8
			skipped question	12

13. I would like to receive a copy of the results of this survey.			Response Percent	Response Count
Yes		41.2%	7	
No		58.8%	10	
			answered question	17
			skipped question	3





14. Please provide contact information if you would like additional information, have a Marriage Investors representative to contact you, or would like to receive a copy of the results of this survey.			Response Percent	Response Count
Name		80.0%	8	
Address		70.0%	7	
Phone		60.0%	6	
E-mail		100.0%	10	
			answered question	10
			skipped question	10




15. How can Marriage Investors better serve your needs?		Response Count
		3
	<i>answered question</i>	3
	<i>skipped question</i>	17

16. General Comments		Response Count
		4
	<i>answered question</i>	4
	<i>skipped question</i>	16

17. Denomination		Response Count
		14
	<i>answered question</i>	14
	<i>skipped question</i>	6

18. Approximate church membership.		Response Count
		13
	<i>answered question</i>	13
	<i>skipped question</i>	7

19. Church Location			Response Percent	Response Count
Bargersville			11.1%	2
Edinburgh			0.0%	0
Franklin			33.3%	6
Greenwood			44.4%	8
Indianapolis			11.1%	2
Nineveh			0.0%	0
Trafalgar			0.0%	0
White River Township			0.0%	0
Whiteland/New Whiteland			0.0%	0
		Other (please specify)		1
		<i>answered question</i>		18
		<i>skipped question</i>		2

20. Please remove me from your e-mail distribution list.			Response Percent	Response Count
Name			100.0%	2
Church			100.0%	2
E-mail			100.0%	2
		<i>answered question</i>		2
		<i>skipped question</i>		18